

Pattern of Shareholding

AS AT JUNE 30, 2018

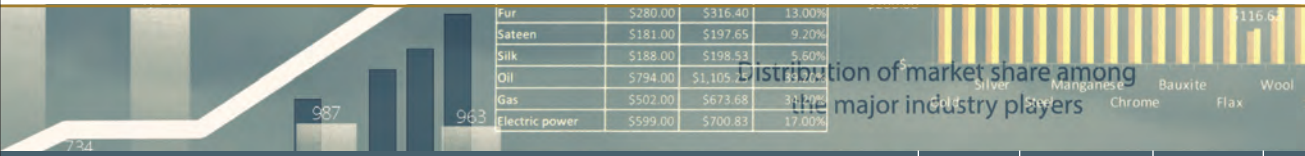
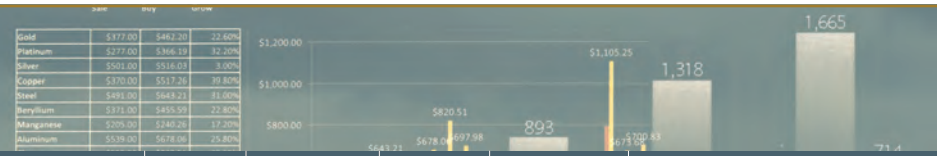
No. of Shareholders	Shareholding			Total shares held
705	1	TO	100	27,242
433	101	TO	500	118,201
366	501	TO	1,000	283,398
500	1,001	TO	5,000	1,120,375
100	5,001	TO	10,000	715,037
45	10,001	TO	15,000	585,021
14	15,001	TO	20,000	248,600
11	20,001	TO	25,000	240,292
9	25,001	TO	30,000	274,242
11	30,001	TO	35,000	361,566
13	35,001	TO	40,000	492,959
7	40,001	TO	45,000	302,902
11	45,001	TO	50,000	512,365
2	50,001	TO	55,000	103,810
3	55,001	TO	60,000	168,580
5	65,001	TO	70,000	339,023
2	70,001	TO	75,000	145,070
5	75,001	TO	80,000	388,516
1	80,001	TO	85,000	83,950
3	85,001	TO	90,000	260,800
3	90,001	TO	95,000	282,690
1	95,001	TO	100,000	100,000
2	100,001	TO	105,000	204,619
2	105,001	TO	110,000	214,960
1	110,001	TO	115,000	112,260
3	115,001	TO	120,000	357,295
1	120,001	TO	125,000	120,650
1	125,001	TO	130,000	125,773
1	130,001	TO	135,000	133,300
1	140,001	TO	145,000	143,900
1	150,001	TO	155,000	154,850
1	180,001	TO	185,000	182,440
1	185,001	TO	190,000	185,950
1	195,001	TO	200,000	198,960
3	200,001	TO	205,000	605,290
1	210,001	TO	215,000	210,330
2	215,001	TO	220,000	432,550
1	240,001	TO	245,000	240,370
1	255,001	TO	260,000	259,680
1	285,001	TO	290,000	286,800
1	305,001	TO	310,000	309,680
1	320,001	TO	325,000	320,700
1	365,001	TO	370,000	369,662
1	380,001	TO	385,000	383,279
1	400,001	TO	405,000	401,540
1	510,001	TO	515,000	510,911
1	605,001	TO	610,000	608,364
1	1,020,001	TO	1,025,000	1,023,110
1	1,265,001	TO	1,270,000	1,267,724
1	1,710,001	TO	1,715,450	1,715,431
1	1,765,001	TO	1,770,000	1,765,151
1	1,965,001	TO	1,970,000	1,966,821
1	2,410,001	TO	2,415,000	2,414,266
1	20,270,001	TO	20,275,000	20,270,014
1	21,865,001	TO	21,870,000	21,866,250
1	43,730,001	TO	43,735,000	43,732,481
2,291				110,250,000

Categories of Shareholders

Categories of Shareholders	Numbers	Shares held	Pending Shares ***	Total Shares	%age
Associated Companies, undertakings and related parties					
- Fauji Foundation	1	43,732,500	367,500	44,100,000	40.00
- Oil & Gas Development Company Limited	1	21,866,250	183,750	22,050,000	20.00
Mutual Funds					
- CDC - Trustee HBL Energy Fund	1	85,040	-	85,040	0.08
- CDC - Trustee ABL Stock Fund	1	259,680	-	259,680	0.24
- CDC - Trustee AKD Index Tracker Fund	1	4,941	43	4,984	0.00
- CDC - Trustee Al Ameen Islamic Dedicated Equity Fund	1	510,911	-	510,911	0.46
- CDC - Trustee Al Meezan Mutual Fund	1	320,700	1,400	322,100	0.29
- CDC - Trustee Al-Ameen Islamic Asset Allocation Fund	1	112,260	-	112,260	0.10
- CDC - Trustee Al-Ameen Shariah Stock Fund	1	309,680	-	309,680	0.28
- CDC - Trustee Alfalah Capital Preservation Fund II	1	7,300	-	7,300	0.01
- CDC - Trustee Alfalah GHP Alpha Fund	1	52,210	-	52,210	0.05
- CDC - Trustee Alfalah GHP Islamic Dedicated Equity Fund	1	45,497	-	45,497	0.04
- CDC - Trustee Alfalah GHP Islamic Stock Fund	1	125,773	-	125,773	0.11
- CDC - Trustee Alfalah GHP Islamic Value Fund	1	6,520	-	6,520	0.01
- CDC - Trustee Alfalah GHP Stock Fund	1	67,940	-	67,940	0.06
- CDC - Trustee Alfalah GHP Value Fund	1	47,220	54	47,274	0.04
- CDC - Trustee Alhamra Islamic Stock Fund	1	69,250	-	69,250	0.06
- CDC - Trustee APIF-Equity Sub Fund	1	11,200	-	11,200	0.01
- CDC - Trustee APIF - Equity Sub Fund	1	16,020	-	16,020	0.01
- CDC - Trustee Askari Equity Fund	1	2,100	-	2,100	0.00
- CDC - Trustee Atlas Islamic Stock Fund	1	74,910	-	74,910	0.07
- CDC - Trustee Atlas Stock Market Fund	1	154,850	-	154,850	0.14
- CDC - Trustee Faysal Asset Allocation Fund	1	3,000	-	3,000	0.00
- CDC - Trustee Faysal Islamic Asset Allocation Fund	1	10,000	-	10,000	0.01
- CDC - Trustee Faysal Stock Fund	1	3,000	-	3,000	0.00
- CDC - Trustee First Capital Mutual Fund	1	3,000	-	3,000	0.00
- CDC - Trustee First Habib Stock Fund	1	4,000	-	4,000	0.00
- CDC - Trustee HBL Stock Fund	1	198,960	-	198,960	0.18
- CDC - Trustee HBL Equity Fund	1	9,890	-	9,890	0.01
- CDC - Trustee HBL IPF Equity Sub Fund	1	6,000	140	6,140	0.01
- CDC - Trustee HBL Islamic Asset Allocation Fund	1	25,240	-	25,240	0.02
- CDC - Trustee HBL Islamic Equity Fund	1	43,110	-	43,110	0.04
- CDC - Trustee HBL Multi Asset Fund	1	7,280	-	7,280	0.01
- CDC - Trustee HBL PF Equity Sub Fund	1	7,760	-	7,760	0.01
- CDC - Trustee JS Islamic Dedicated Equity Fund (JSIDEF)	1	35,300	-	35,300	0.03
- CDC - Trustee JS Islamic Fund	1	88,080	-	88,080	0.08
- CDC - Trustee JS Islamic Pension Savings Fund - Equity Account	1	10,540	-	10,540	0.01
- CDC - Trustee JS Large Cap. Fund	1	43,732	-	43,732	0.04
- CDC - Trustee JS Pension Savings Fund - Equity Account	1	14,080	-	14,080	0.01
- CDC - Trustee KSE Meezan Index Fund	1	39,401	329	39,730	0.04
- CDC - Trustee Lakson Equity Fund	1	77,406	1,010	78,416	0.07
- CDC - Trustee Lakson Islamic Tactical Fund	1	3,065	-	3,065	0.00
- CDC - Trustee Lakson Tactical Fund	1	15,340	-	15,340	0.01
- CDC - Trustee MCB Pakistan Asset Allocation Fund	1	45,340	-	45,340	0.04
- CDC - Trustee MCB Pakistan Stock Market Fund	1	215,950	-	215,950	0.20
- CDC - Trustee Meezan Asset Allocation Fund	1	36,980	-	36,980	0.03
- CDC - Trustee Meezan Balanced Fund	1	83,950	300	84,250	0.08
- CDC - Trustee Meezan Energy Fund	1	79,050	-	79,050	0.07

Categories of Shareholders	Numbers	Shares held	Pending Shares ***	Total Shares	%age
- CDC - Trustee Meezan Islamic Fund	1	1,966,821	8,999	1,975,820	1.79
- CDC - Trustee NAFA Islamic Active Allocation Equity Fund	1	77,350	-	77,350	0.07
- CDC - Trustee NAFA Islamic Aseet Allocation Fund	1	286,800	-	286,800	0.26
- CDC - Trustee NAFA Islamic Energy Fund	1	120,650	-	120,650	0.11
- CDC - Trustee NAFA Islamic Principal Protected Fund - II	1	1,200	-	1,200	0.00
- CDC - Trustee NAFA Islamic Stock Fund	1	185,950	-	185,950	0.17
- CDC - Trustee NAFA Multi Asset Fund	1	27,200	-	27,200	0.02
- CDC - Trustee NAFA Stock Fund	1	401,540	-	401,540	0.36
- CDC - Trustee PICIC Growth Fund	1	182,440	-	182,440	0.17
- CDC - Trustee PICIC Investment Fund	1	94,880	-	94,880	0.09
- CDC - Trustee UBL Asset Allocation Fund	1	3,980	-	3,980	0.00
- CDC - Trustee UBL Dedicated Equity Fund	1	2,500	-	2,500	0.00
- CDC - Trustee UBL Retirement Savings Fund - Equity Sub Fund	1	48,170	-	48,170	0.04
- CDC - Trustee UBL Stock Advantage Fund	1	240,370	-	240,370	0.22
- CDC - Trustee Unit Trust Of Pakistan	1	79,680	-	79,680	0.07
- CDC - Trustee Meezan Dedicated Equity Fund	1	42,320	-	42,320	0.04
- CDC - Trustee Al-Ameen Islamic Ret. Sav. Fund- Equity Sub Fund	1	58,150	-	58,150	0.05
- CDC - Trustee Alhamrah Islamic Asset Allocation Fund	1	4,420	-	4,420	0.00
- CDC - Trustee First Habib Islamic Stock Fund	1	3,620	-	3,620	0.00
- CDC - Trustee HBL Islamic Stock Fund	1	75,030	-	75,030	0.07
- CDC - Trustee NAFA Asset Allocation Fund	1	55,050	-	55,050	0.05
- MCFSL - Trustee Askari Islamic Asset Allocation Fund	1	2,860	-	2,860	0.00
- MCFSL - Trustee JS Growth Fund	1	108,400	-	108,400	0.10
- MCBFSL - Trustee ABL Islamic Stock Fund	1	106,560	-	106,560	0.10
- MCBFSL - Trustee Allied Capital Protected Fund	1	3,340	-	3,340	0.00
- MCBFSL - Trustee JS Value Fund	1	66,020	-	66,020	0.06
- MCBFSL - Trustee Pak Oman Advantage Asset Allocation Fund	1	2,000	-	2,000	0.00
- MCBFSL - Trustee Pak Oman Islamic Asset Allocation Fund	1	5,500	-	5,500	0.00
- MCBFSL - Trustee ABL Islamic Dedicated Stock Fund	1	93,360	-	93,360	0.08
- MCBFSL - Trustee ABL Islamic Asset Allocation Fund	1	3,000	-	3,000	0.00
- CDC - Trustee PIML Islamic Equity Fund	1	-	35	35	0.00
- CDC - Trustee PIML Strategic Multi Asset Fund	1	-	25	25	0.00
- CDC - Trustee First Capital Mutual Fund	1	-	77	77	0.00
- CDC - Trustee First Crosby Dragon Fund	1	-	20	20	0.00
- CDC - Trustee Atlas Islamic Stock Fund	1	-	100	100	0.00
- CDC - Trustee Atlas Stock Market Fund	1	-	150	150	0.00
- CDC - Trustee JS KSE-30 Index Fund	1	-	7	7	0.00
Directors, Chief Executive Officer and their spouses and minor children					
- S.H. Mehdi Jamal - Director representing General Public	1	500	-	500	0.00
Public Sector Companies and Corporations					
- Oil & Gas Development Company Limited	*	-	-	-	-
NIT and ICP					
- M/s Investment Corporation of Pakistan	1	3,332	-	3,332	0.00
- IDBL (ICP UNIT). (CDC)	1	2,598	-	2,598	0.00
- CDC - Trustee Natonal Investment (Unit) Trust (CDC)	1	2,414,266	38,238	2,452,504	2.22
- CDC - Trustee NIT - Equity Market Opportunity Fund (CDC)	1	369,662	4,887	374,549	0.34
Banks, Development Financial Institutions and Non-Banking Financial Institutions					
- National Development Finance Corp.	1	4,462	-	4,462	0.00

Categories of Shareholders



Categories of Shareholders	Numbers	Shares held	Pending Shares ***	Total Shares	%age
- Bank Alfalah Limited	1	200,820	-	200,820	0.18
- Meezan Bank Limited	1	216,600	-	216,600	0.20
- National Bank of Pakistan	1	1,715,431	-	1,715,431	1.56
Insurance & Takaful Companies					
- Adamjee Life Assurance Co. Ltd - DGF	1	11,040	-	11,040	0.01
- Adamjee Life Assurance Company Limited	1	16,420	-	16,420	0.01
- Adamjee Life Assurance Company Limited-ISF	1	17,700	-	17,700	0.02
- Adamjee Life Assurance Company Ltd-IMF	1	94,450	-	94,450	0.09
- Alfalah Insurance Company Limited	1	5,500	-	5,500	0.00
- Askari General Insurance Co. Ltd	1	400	-	400	0.00
- Atlas Insurance Limited	1	4,500	-	4,500	0.00
- Century Insurance Company Ltd	1	4,830	-	4,830	0.00
- IGI Life Insurance Limited	1	4,207	-	4,207	0.00
- Jubilee General Insurance Company Limited	1	47,040	-	47,040	0.04
- Jubilee General Window Takaful Fund-PTF	1	1,000	-	1,000	0.00
- Jubilee Life Insurance Company Limited	1	1,023,110	-	1,023,110	0.93
- State Life Insurance Corp. Of Pakistan	1	1,267,724	-	1,267,724	1.15
- Takaful Pakistan Limited	1	2,740	-	2,740	0.00
- Pak Qatar Family Takaful Limited	1	38,980	-	38,980	0.04
- Dawood Family Takaful Limited	1	25,230	-	25,230	0.02
Modarabas					
- Crescent Standard Modaraba	1	200	-	200	0.00
- B.R.R. Guardian Modaraba	1	9,030	-	9,030	0.01
- First Al Noor Modaraba	1	160	-	160	0.00
Pension Funds					
- Trustees-ICI Pakistan Mngt Staff Pen. F	1	7,240	-	7,240	0.01
- Trustee National Bank of Pakistan Employees Pension Fund	1	383,279	-	383,279	0.35
- Pfizer Pakistan DC Pension Fund	1	3,650	-	3,650	0.00
- Unilever Pakistan DC Pension Fund (Sub Fund A)	1	6,450	-	6,450	0.01
- Unilever Pakistan DC Pension Fund (Sub Fund B)	1	5,250	-	5,250	0.00
- Unilever Pension Plan	1	600	-	600	0.00
- Wyeth Pakistan DC Pension Fund	1	490	-	490	0.00
- CDC - Trustee ABL Islamic Pension Fund - Equity Sub Fund	1	4,100	-	4,100	0.00
- CDC - Trustee ABL Pension Fund - Equity Sub Fund	1	4,300	-	4,300	0.00
- CDC - Trustee Meezan Tahaffuz Pension Fund - Equity Sub Fund	1	204,100	1,300	205,400	0.19
- CDC - Trustee NAFA Islamic Pension Fund Equity Account	1	31,100	-	31,100	0.03
- CDC - Trustee NAFA Pension Fund Equity Sub- Fund Account	1	24,600	-	24,600	0.02
- Trustee of Pak. Herald Publications (Pvt.) Ltd - SPF	1	2,700	-	2,700	0.00
- Trustee Pak Tobacco Co Ltd Staff Def Contri Pen Fd	1	3,200	-	3,200	0.00
- Trustee Pak Tobacco Co Ltd Staff Pension Fund	1	47,400	-	47,400	0.04
- Trustee ANPL Management Staff Pension Fund	1	2,730	-	2,730	0.00
- Trustee Millat Tractors Ltd. Employees Pension Fund	1	3,140	-	3,140	0.00
- Trustee Engro Corp Ltd Mpt Employees Def Contr Pension Fund	1	6,099	-	6,099	0.01
- Trustee Indus Motor Company Limited Employees Pension Fund	1	3,700	-	3,700	0.00
- Trustee of Crescent Steel & Allied Products Ltd-Pension Fund	1	292	-	292	0.00
- Trustee Pakistan Refinery Ltd Management Staff Pension Fund	1	6,000	-	6,000	0.01
- Trustee Sanofi-Aventis Pak. Senior Executive Pension Fund	1	3,200	-	3,200	0.00
- Trustee Shell Pakistan DC Pension Fund	1	8,130	-	8,130	0.01
- Trustee Shell Pakistan Management Staff Pension Fund	1	10,350	-	10,350	0.01

Categories of Shareholders	Numbers	Shares held	Pending Shares ***	Total Shares	%age
- Trustee Shell Pakistan Staff Pension Fund	1	140	-	140	0.00
- Trustee The Kot Addu Power Co. Ltd. Employees Pension Fund	1	3,990	-	3,990	0.00
- Pakistan Herald Publications (Pvt) Ltd. Staff Pension Fund	1	1,000	-	1,000	0.00
- Trustee Pak Herald Publications (Pvt) Ltd. Staff Pension Fund	1	2,800	-	2,800	0.00
- Trustee Nestle Pakistan Ltd Managerial Staff Pension Fund	1	32,361	-	32,361	0.03
- CDC - Trustee AGIPF Equity Sub-Fund	1	1,330	-	1,330	0.00
- CDC - Trustee AGPF Equity Sub-Fund	1	1,100	-	1,100	0.00
- CDC - Trustee Pakistan Pension Fund - Equity Sub Fund	1	1,620	-	1,620	0.00
- CDC- Trustee Alhamra Islamic Pension Fund - Equity Sub Fund	1	9,880	-	9,880	0.01
Shareholders holdings 5% or more voting interest	**				
- Local Individuals	1,949	4,157,445	-	4,157,445	3.77
- Foreign Individuals	2	36,686	-	36,686	0.03
Others					
- Government of Pakistan	1	20,270,014	-	20,270,014	18.39
- Federal Board of Revenue	1	45,289	-	45,289	0.04
- Joint Stock Companies	56	603,387	-	603,387	0.55
- Executives	4	15,965	-	15,965	0.01
- Foreign Companies	26	685,717	-	685,717	0.62
- Others	106	2,157,513	-	2,157,513	1.96
	2,291	109,641,636	608,364	110,250,000	100.00

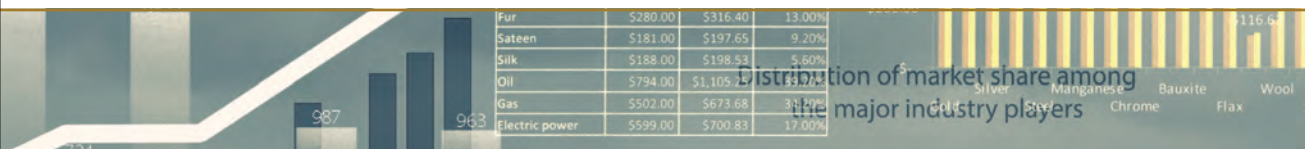
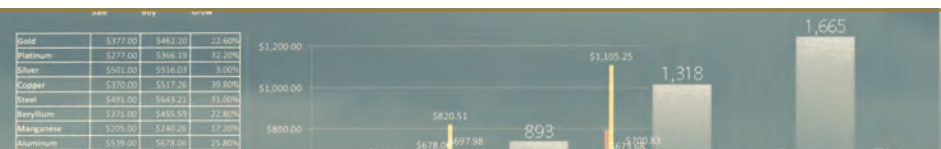
* Public Sector Companies and Corporations (Separately included above)					
- Oil & Gas Development Company Limited	21,866,250	183,750	-	22,050,000	20.00
** Shareholders holdings 5% or more voting interest (Separately included above)					
- Fauji Foundation	43,732,500	367,500	-	44,100,000	40.00
- Oil & Gas Development Company Limited	21,866,250	183,750	-	22,050,000	20.00
- Government of Pakistan	20,270,014	-	-	20,270,014	18.39
Shares held by Sponsor Shareholders					
- Fauji Foundation	43,732,500	367,500	-	44,100,000	40.00
- Oil & Gas Development Company Limited	21,866,250	183,750	-	22,050,000	20.00
- Government of Pakistan	20,270,014	-	-	20,270,014	18.39
Shares held by Directors and Executives					
- Directors	500	-	-	500	0.00
- Executives	15,965	-	-	15,965	0.01

During the financial year the trading in shares of the Company by the Directors, CEO, CFO, Company Secretary and their spouses and minor children is as follows:

Name	Date	Purchase	Sale	Rate Rs. Per Share
-	-	-	-	-

*** Bonus Shares are withheld and have not been issued due to pending resolution of issue relating to deduction of withholding tax on issuance of bonus shares.

Categories of Shareholders



Categories of Shareholders	Numbers	Shares held	Pending Shares ***	Total Shares	%age
- Bank Alfalah Limited	1	200,820	-	200,820	0.18
- Meezan Bank Limited	1	216,600	-	216,600	0.20
- National Bank of Pakistan	1	1,715,431	-	1,715,431	1.56
Insurance & Takaful Companies					
- Adamjee Life Assurance Co. Ltd - DGF	1	11,040	-	11,040	0.01
- Adamjee Life Assurance Company Limited	1	16,420	-	16,420	0.01
- Adamjee Life Assurance Company Limited-ISF	1	17,700	-	17,700	0.02
- Adamjee Life Assurance Company Ltd-IMF	1	94,450	-	94,450	0.09
- Alfalah Insurance Company Limited	1	5,500	-	5,500	0.00
- Askari General Insurance Co. Ltd	1	400	-	400	0.00
- Atlas Insurance Limited	1	4,500	-	4,500	0.00
- Century Insurance Company Ltd	1	4,830	-	4,830	0.00
- IGI Life Insurance Limited	1	4,207	-	4,207	0.00
- Jubilee General Insurance Company Limited	1	47,040	-	47,040	0.04
- Jubilee General Window Takaful Fund-PTF	1	1,000	-	1,000	0.00
- Jubilee Life Insurance Company Limited	1	1,023,110	-	1,023,110	0.93
- State Life Insurance Corp. Of Pakistan	1	1,267,724	-	1,267,724	1.15
- Takaful Pakistan Limited	1	2,740	-	2,740	0.00
- Pak Qatar Family Takaful Limited	1	38,980	-	38,980	0.04
- Dawood Family Takaful Limited	1	25,230	-	25,230	0.02
Modarabas					
- Crescent Standard Modaraba	1	200	-	200	0.00
- B.R.R. Guardian Modaraba	1	9,030	-	9,030	0.01
- First Al Noor Modaraba	1	160	-	160	0.00
Pension Funds					
- Trustees-ICI Pakistan Mngt Staff Pen. F	1	7,240	-	7,240	0.01
- Trustee National Bank of Pakistan Employees Pension Fund	1	383,279	-	383,279	0.35
- Pfizer Pakistan DC Pension Fund	1	3,650	-	3,650	0.00
- Unilever Pakistan DC Pension Fund (Sub Fund A)	1	6,450	-	6,450	0.01
- Unilever Pakistan DC Pension Fund (Sub Fund B)	1	5,250	-	5,250	0.00
- Unilever Pension Plan	1	600	-	600	0.00
- Wyeth Pakistan DC Pension Fund	1	490	-	490	0.00
- CDC - Trustee ABL Islamic Pension Fund - Equity Sub Fund	1	4,100	-	4,100	0.00
- CDC - Trustee ABL Pension Fund - Equity Sub Fund	1	4,300	-	4,300	0.00
- CDC - Trustee Meezan Tahaffuz Pension Fund - Equity Sub Fund	1	204,100	1,300	205,400	0.19
- CDC - Trustee NAFA Islamic Pension Fund Equity Account	1	31,100	-	31,100	0.03
- CDC - Trustee NAFA Pension Fund Equity Sub- Fund Account	1	24,600	-	24,600	0.02
- Trustee of Pak. Herald Publications (Pvt.) Ltd - SPF	1	2,700	-	2,700	0.00
- Trustee Pak Tobacco Co Ltd Staff Def Contri Pen Fd	1	3,200	-	3,200	0.00
- Trustee Pak Tobacco Co Ltd Staff Pension Fund	1	47,400	-	47,400	0.04
- Trustee ANPL Management Staff Pension Fund	1	2,730	-	2,730	0.00
- Trustee Millat Tractors Ltd. Employees Pension Fund	1	3,140	-	3,140	0.00
- Trustee Engro Corp Ltd Mpt Employees Def Contr Pension Fund	1	6,099	-	6,099	0.01
- Trustee Indus Motor Company Limited Employees Pension Fund	1	3,700	-	3,700	0.00
- Trustee of Crescent Steel & Allied Products Ltd-Pension Fund	1	292	-	292	0.00
- Trustee Pakistan Refinery Ltd Management Staff Pension Fund	1	6,000	-	6,000	0.01
- Trustee Sanofi-Aventis Pak. Senior Executive Pension Fund	1	3,200	-	3,200	0.00
- Trustee Shell Pakistan DC Pension Fund	1	8,130	-	8,130	0.01
- Trustee Shell Pakistan Management Staff Pension Fund	1	10,350	-	10,350	0.01

Categories of Shareholders	Numbers	Shares held	Pending Shares ***	Total Shares	%age
- Trustee Shell Pakistan Staff Pension Fund	1	140	-	140	0.00
- Trustee The Kot Addu Power Co. Ltd. Employees Pension Fund	1	3,990	-	3,990	0.00
- Pakistan Herald Publications (Pvt) Ltd. Staff Pension Fund	1	1,000	-	1,000	0.00
- Trustee Pak Herald Publications (Pvt) Ltd. Staff Pension Fund	1	2,800	-	2,800	0.00
- Trustee Nestle Pakistan Ltd Managerial Staff Pension Fund	1	32,361	-	32,361	0.03
- CDC - Trustee AGIPF Equity Sub-Fund	1	1,330	-	1,330	0.00
- CDC - Trustee AGPF Equity Sub-Fund	1	1,100	-	1,100	0.00
- CDC - Trustee Pakistan Pension Fund - Equity Sub Fund	1	1,620	-	1,620	0.00
- CDC- Trustee Alhamra Islamic Pension Fund - Equity Sub Fund	1	9,880	-	9,880	0.01
Shareholders holdings 5% or more voting interest	**				
- Local Individuals	1,949	4,157,445	-	4,157,445	3.77
- Foreign Individuals	2	36,686	-	36,686	0.03
Others					
- Government of Pakistan	1	20,270,014	-	20,270,014	18.39
- Federal Board of Revenue	1	45,289	-	45,289	0.04
- Joint Stock Companies	56	603,387	-	603,387	0.55
- Executives	4	15,965	-	15,965	0.01
- Foreign Companies	26	685,717	-	685,717	0.62
- Others	106	2,157,513	-	2,157,513	1.96
	2,291	109,641,636	608,364	110,250,000	100.00

* Public Sector Companies and Corporations (Separately included above)					
- Oil & Gas Development Company Limited	21,866,250	183,750	-	22,050,000	20.00
** Shareholders holdings 5% or more voting interest (Separately included above)					
- Fauji Foundation	43,732,500	367,500	-	44,100,000	40.00
- Oil & Gas Development Company Limited	21,866,250	183,750	-	22,050,000	20.00
- Government of Pakistan	20,270,014	-	-	20,270,014	18.39
Shares held by Sponsor Shareholders					
- Fauji Foundation	43,732,500	367,500	-	44,100,000	40.00
- Oil & Gas Development Company Limited	21,866,250	183,750	-	22,050,000	20.00
- Government of Pakistan	20,270,014	-	-	20,270,014	18.39
Shares held by Directors and Executives					
- Directors	500	-	-	500	0.00
- Executives	15,965	-	-	15,965	0.01

During the financial year the trading in shares of the Company by the Directors, CEO, CFO, Company Secretary and their spouses and minor children is as follows:

Name	Date	Purchase	Sale	Rate Rs. Per Share
-	-	-	-	-

*** Bonus Shares are withheld and have not been issued due to pending resolution of issue relating to deduction of withholding tax on issuance of bonus shares.